

Mathematical programs with marketing decisions: Demand-based management

Seminar *Stochastic Programming and Approximation*
(at DPMS, Charles University, Prague, Czech Republic)

by

Dušan Hrabec



Tomas Bata University in Zlín
Faculty of Applied Informatics

Department of Mathematics
Faculty of Applied Informatics
Tomas Bata University in Zlín
(Zlín, Czech Republic)

November 30, 2017



- **Current employment** (2015-present): Faculty of Applied Informatics, Tomas Bata University in Zlín, Czech Republic

● Education

	<i>Title</i>	<i>University</i>	<i>Branch</i>
2006-2009	Bc. (BSc.)	Brno University of Technology	Mathematical Eng.
2009-2011	Ing. (MSc.)	Brno University of Technology	Mathematical Eng.
2011-2017*	Ph.D.	Brno University of Technology	Applied Mathematics

- * **PhD topic:** Mathematical Programs for Dynamic Pricing - Demand Based Management
Supervisor: Kjetil K. Haugen, Molde University College - Specialized University in Logistics (MUC), Norway

● Long-term international study stays and internships:

	<i>University</i>	<i>Funding</i>
2010 (August) - 2011 (January)	MUC, Norway	Erasmus
2014 (May) - 2015 (February)	MUC, Norway	NETME Centre + Norway funds

Selected projects

- **Norway funds:** International project with MUC ^a
- A project with CROSS a.s. (local company) on traffic and crossroads optimization
- + participating on several other projects (e.g., NETME).

^aWebsite of a project within Norway funds



- **Current employment** (2015-present): Faculty of Applied Informatics, Tomas Bata University in Zlín, Czech Republic

• Education

	<i>Title</i>	<i>University</i>	<i>Branch</i>
2006-2009	Bc. (BSc.)	Brno University of Technology	Mathematical Eng.
2009-2011	Ing. (MSc.)	Brno University of Technology	Mathematical Eng.
2011-2017*	Ph.D.	Brno University of Technology	Applied Mathematics

- * **PhD topic:** Mathematical Programs for Dynamic Pricing - Demand Based Management
Supervisor: Kjetil K. Haugen, Molde University College - Specialized University in Logistics (MUC), Norway

• Long-term international study stays and internships:

	<i>University</i>	<i>Funding</i>
2010 (August) - 2011 (January)	MUC, Norway	Erasmus
2014 (May) - 2015 (February)	MUC, Norway	NETME Centre + Norway funds

Selected projects

- **Norway funds:** International project with MUC ^a
- A project with CROSS a.s. (local company) on traffic and crossroads optimization
- + participating on several other projects (e.g., NETME).

^aWebsite of a project within Norway funds



- **Current employment** (2015-present): Faculty of Applied Informatics, Tomas Bata University in Zlín, Czech Republic

• Education

	<i>Title</i>	<i>University</i>	<i>Branch</i>
2006-2009	Bc. (BSc.)	Brno University of Technology	Mathematical Eng.
2009-2011	Ing. (MSc.)	Brno University of Technology	Mathematical Eng.
2011-2017*	Ph.D.	Brno University of Technology	Applied Mathematics

- * **PhD topic:** Mathematical Programs for Dynamic Pricing - Demand Based Management
Supervisor: Kjetil K. Haugen, Molde University College - Specialized University in Logistics (MUC), Norway

• Long-term international study stays and internships:

	<i>University</i>	<i>Funding</i>
2010 (August) - 2011 (January)	MUC, Norway	Erasmus
2014 (May) - 2015 (February)	MUC, Norway	NETME Centre + Norway funds

Selected projects

- **Norway funds:** International project with MUC ^a
- A project with CROSS a.s. (local company) on traffic and crossroads optimization
- + participating on several other projects (e.g., NETME).

^aWebsite of a project within Norway funds



- **Current employment** (2015-present): Faculty of Applied Informatics, Tomas Bata University in Zlín, Czech Republic

• Education

	<i>Title</i>	<i>University</i>	<i>Branch</i>
2006-2009	Bc. (BSc.)	Brno University of Technology	Mathematical Eng.
2009-2011	Ing. (MSc.)	Brno University of Technology	Mathematical Eng.
2011-2017*	Ph.D.	Brno University of Technology	Applied Mathematics

- * **PhD topic:** Mathematical Programs for Dynamic Pricing - Demand Based Management
Supervisor: Kjetil K. Haugen, Molde University College - Specialized University in Logistics (MUC), Norway

• Long-term international study stays and internships:

	<i>University</i>	<i>Funding</i>
2010 (August) - 2011 (January)	MUC, Norway	Erasmus
2014 (May) - 2015 (February)	MUC, Norway	NETME Centre + Norway funds

Selected projects

- **Norway funds:** International project with MUC ^a
- A project with CROSS a.s. (local company) on traffic and crossroads optimization
- + participating on several other projects (e.g., NETME).

^aWebsite of a project within Norway funds

Outline of author's PhD thesis

- 1. Introduction (and motivation)
- 2. Underlying Demand Based Problems
 - 2.1 Classical newsvendor problem
 - 2.2 Transportation network design problem (TNDP)
- 3. Pricing
 - 3.1 Newsvendor pricing problem
 - 3.2 TNDP with pricing
- 4. Newsvendor Problem with Advertising
- 5. Newsvendor Problem with Joint Pricing and Advertising
- 6. Waste Processing Facility Location Problem with Stochastic Programming
- 7. Conclusions and Further Research

Outline of the presentation

- About author
- I. PhD research and publication (time and topic) scheme
- II. Classical newsvendor problem
- III. Newsvendor problem with advertising
- IV. Conclusions and further research

Outline of author's PhD thesis

- 1. Introduction (and motivation)
- 2. Underlying Demand Based Problems
 - 2.1 Classical newsvendor problem
 - 2.2 Transportation network design problem (TNDP)
- 3. Pricing
 - 3.1 Newsvendor pricing problem
 - 3.2 TNDP with pricing
- 4. Newsvendor Problem with Advertising
- 5. Newsvendor Problem with Joint Pricing and Advertising
- 6. Waste Processing Facility Location Problem with Stochastic Programming
- 7. Conclusions and Further Research

Outline of the presentation

- About author
- I. PhD research and publication (time and topic) scheme
- II. Classical newsvendor problem
- III. Newsvendor problem with advertising
- IV. Conclusions and further research

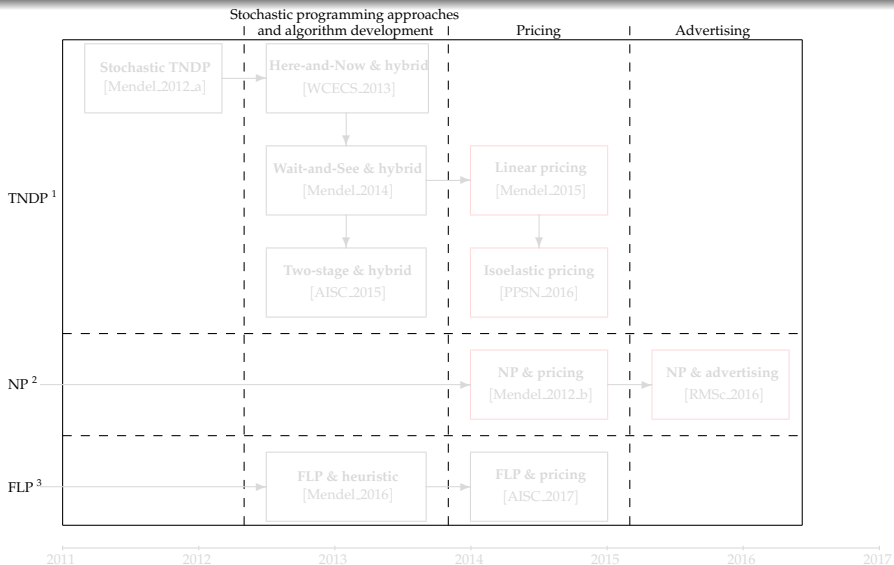
Outline of author's PhD thesis

- 1. Introduction (and motivation)
- 2. Underlying Demand Based Problems
 - 2.1 [Classical newsvendor problem](#)
 - 2.2 Transportation network design problem (TNDP)
- 3. Pricing
 - 3.1 Newsvendor pricing problem
 - 3.2 TNDP with pricing
- 4. [Newsvendor Problem with Advertising](#)
- 5. Newsvendor Problem with Joint Pricing and Advertising
- 6. Waste Processing Facility Location Problem with Stochastic Programming
- 7. [Conclusions and Further Research](#)

Outline of the presentation

- [About author](#)
- I. PhD research and publication (time and topic) scheme
- II. Classical newsvendor problem
- III. Newsvendor problem with advertising
- IV. Conclusions and further research

I. PhD research (publication) scheme

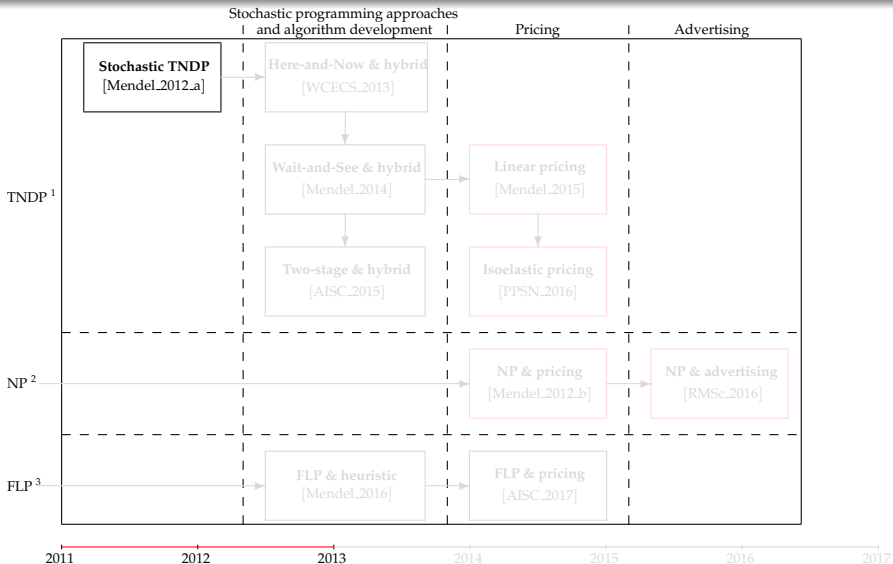


¹Transportation network design problem (TNDP)

²Newsvendor problem (NP)

³Facility location problem (FLP)

I. PhD research (publication) scheme

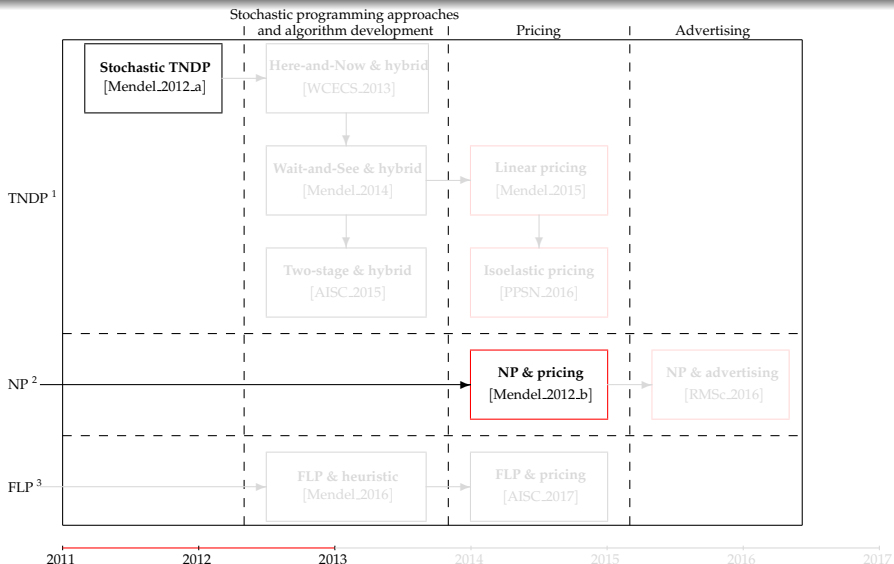


¹Transportation network design problem (TNDP)

²Newsvendor problem (NP)

³Facility location problem (FLP)

I. PhD research (publication) scheme

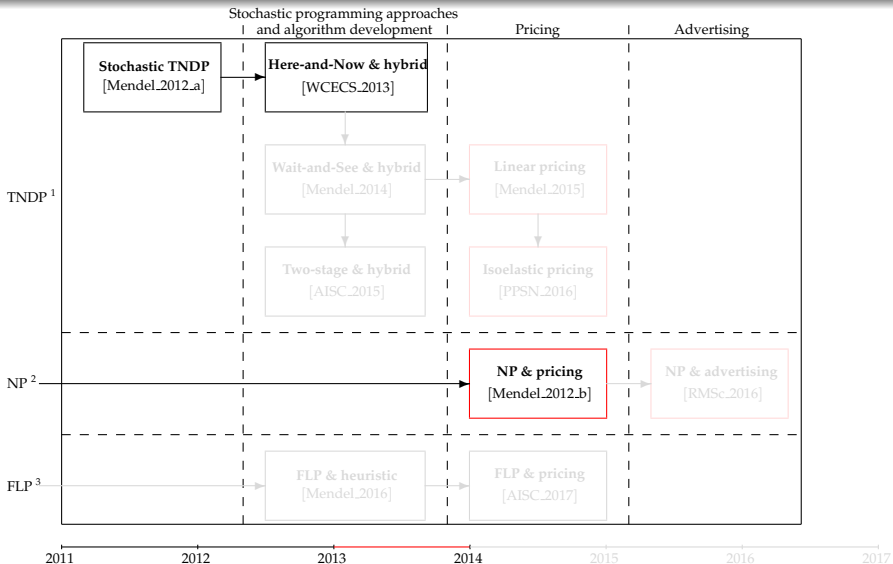


¹Transportation network design problem (TNDP)

²Newsvendor problem (NP)

³Facility location problem (FLP)

I. PhD research (publication) scheme

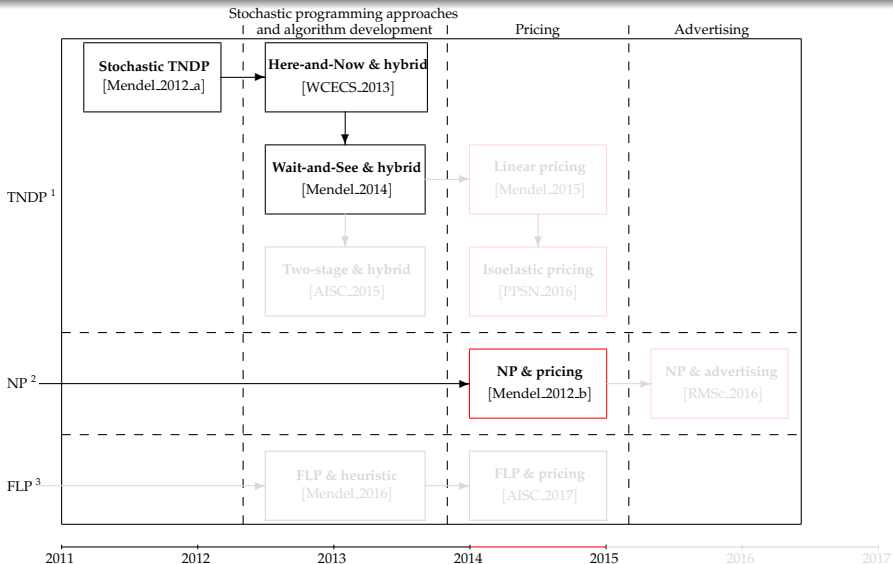


¹Transportation network design problem (TNDP)

²Newsvendor problem (NP)

³Facility location problem (FLP)

I. PhD research (publication) scheme

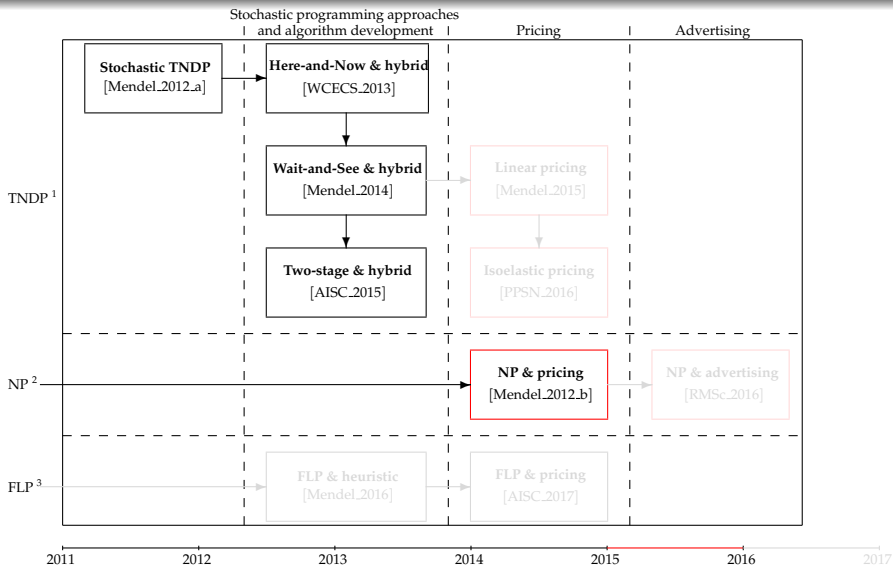


¹Transportation network design problem (TNDP)

²Newsvendor problem (NP)

³Facility location problem (FLP)

I. PhD research (publication) scheme

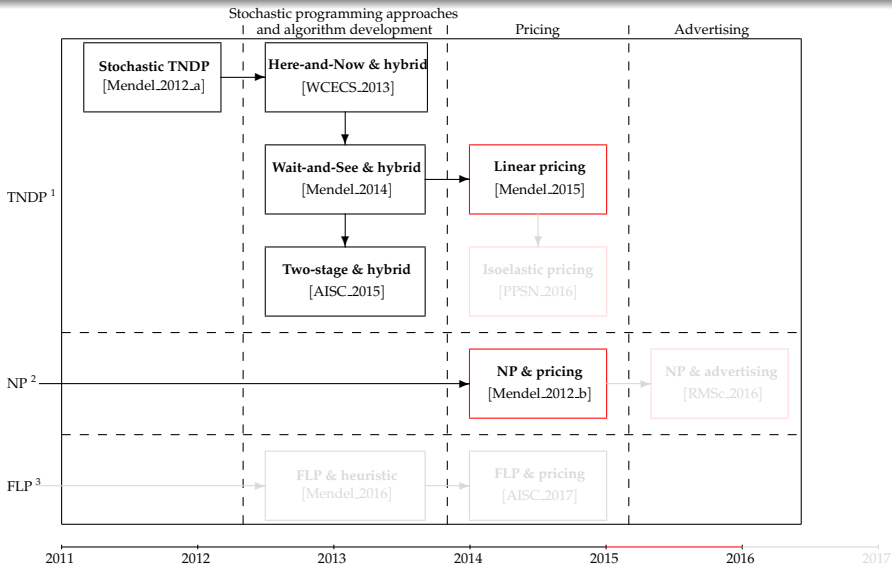


¹Transportation network design problem (TNDP)

²Newsvendor problem (NP)

³Facility location problem (FLP)

I. PhD research (publication) scheme

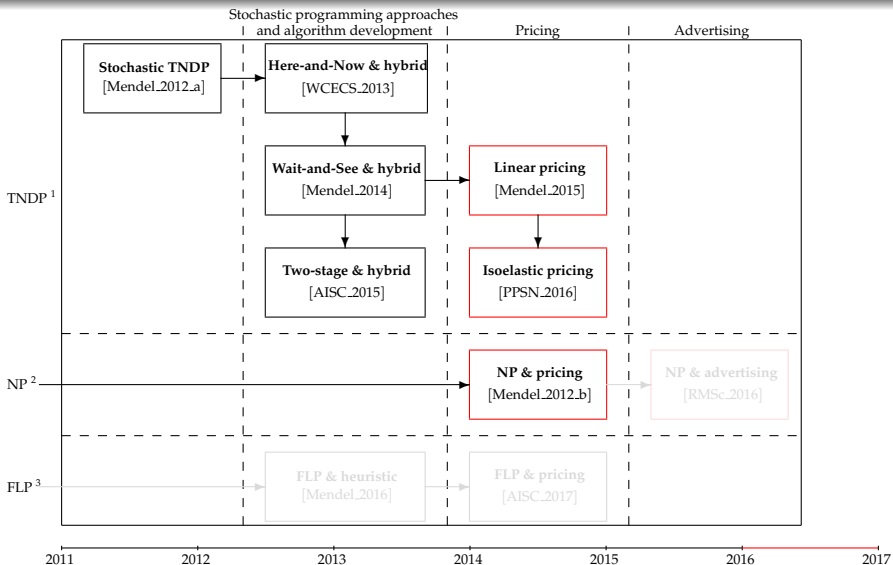


¹Transportation network design problem (TNDP)

²Newsvendor problem (NP)

³Facility location problem (FLP)

I. PhD research (publication) scheme

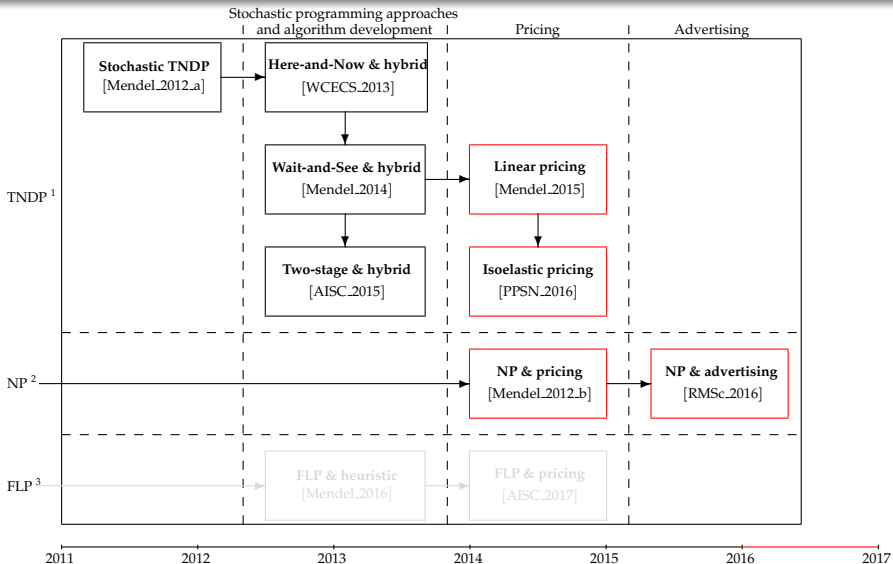


¹Transportation network design problem (TNDP)

²Newsvendor problem (NP)

³Facility location problem (FLP)

I. PhD research (publication) scheme

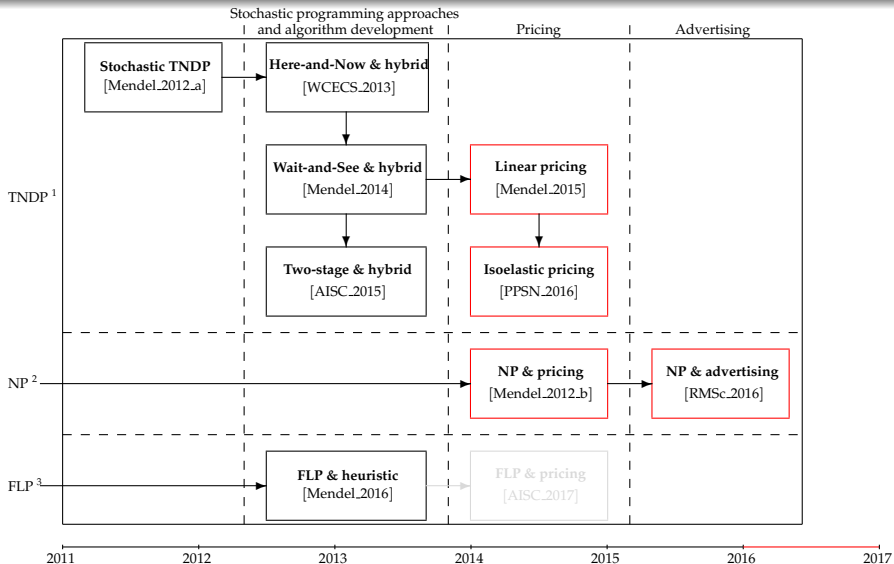


¹Transportation network design problem (TNDP)

²Newsvendor problem (NP)

³Facility location problem (FLP)

I. PhD research (publication) scheme

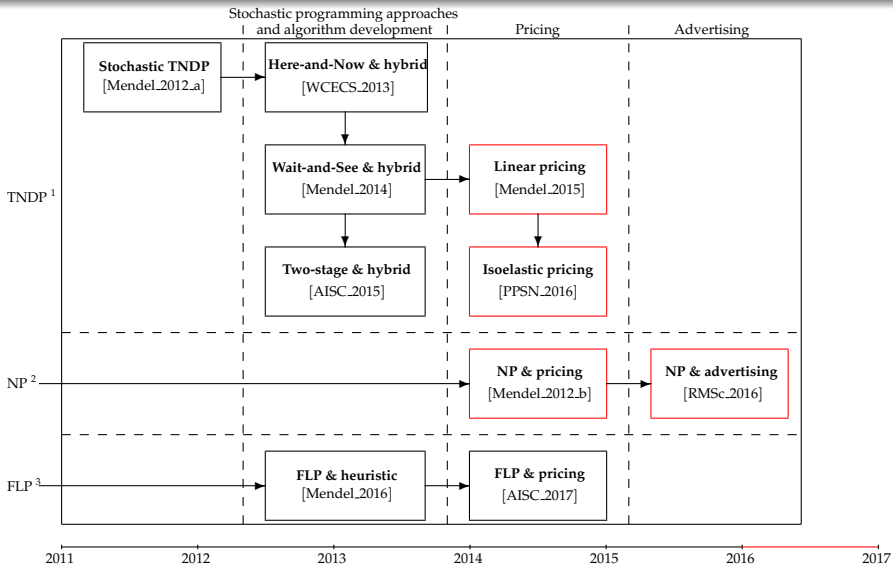


¹Transportation network design problem (TNDP)

²Newsvendor problem (NP)

³Facility location problem (FLP)

I. PhD research (publication) scheme

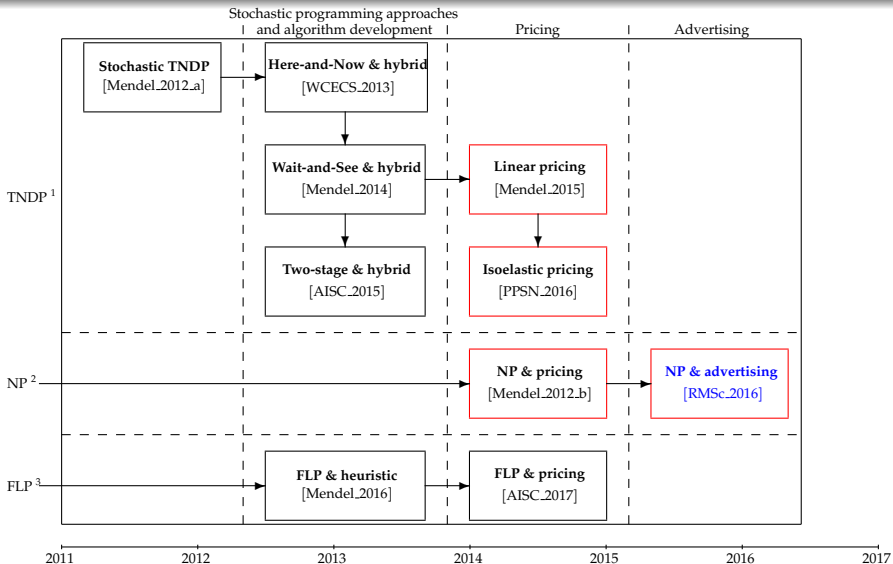


¹Transportation network design problem (TNDP)

²Newsvendor problem (NP)

³Facility location problem (FLP)

I. PhD research (publication) scheme



¹Transportation network design problem (TNDP)

²Newsvendor problem (NP)

³Facility location problem (FLP)

II. Simple newsvendor problem: An introduction



Figure: Newsvendor (alternatively newsboy).

Simple newsvendor problem

This problem may be simply explained through the following example by [Hill]:

“Early each morning, the owner of a corner newspaper stand needs to order newspapers for that day. If the owner orders too many newspapers, some papers will have to be thrown away or sold as scrap paper at the end of the day. If the owner does not order enough newspapers, some customers will be disappointed and sales and profit will be lost. The newsvendor problem is to find the best (optimal) amount of newspapers to buy that will maximize the expected (average) profit given that the demand distribution and cost parameters are known”.

Remark on history: *“the newsvendor problem has a long and interesting history. The original newsvendor model appears back in 1888, when Edgeworth in developed an idea which deals with a bank cash-flow problem.”*

(See author’s [PhD thesis \[Hrabec_PhD\]](#) available online)

II. Simple newsvendor problem: Mathematical model

- First, the newsvendor decides on the amount to buy and so he stocks x units of the product for a unit cost c . Then, the selling period begins. If demand ξ is greater than x , all stocked units are sold for revenue px , where p is a unit price.
-
-

Then, the objective (profit) function is denoted by $\pi(x, \xi)$ defined as follows:

Objective function of the simple/classical newsvendor problem

$$\pi(x, \xi) = \begin{cases} px - cx & \text{for } x < \xi, \\ p\xi - cx & \text{for } x \geq \xi. \end{cases} \quad (1)$$

Decision variable: x (order amount/quantity).

Random variable: ξ (demand)

Parameters: c (buying cost), p (selling price, $p > c$)

II. Simple newsvendor problem: Mathematical model

- First, the newsvendor decides on the amount to buy and so he stocks x units of the product for a unit cost c . Then, the selling period begins. If demand ξ is greater than x , all stocked units are sold for revenue px , where p is a unit price.
- We also consider a loss given by the unit shortage cost s for all shortages, $\xi - x$.
-

Then, the objective (profit) function is denoted by $\pi(x, \xi)$ defined as follows:

Objective function of the simple/classical newsvendor problem

$$\pi(x, \xi) = \begin{cases} px - cx - s(\xi - x), & \text{for } x < \xi, \\ p\xi - cx & \text{for } x \geq \xi. \end{cases} \quad (1)$$

Decision variable: x (order amount/quantity).

Random variable: ξ (demand)

Parameters: c (buying cost), p (selling price, $p > c$), s (shortage penalty cost, $s < c$)

II. Simple newsvendor problem: Mathematical model

- First, the newsvendor decides on the amount to buy and so he stocks x units of the product for a unit cost c . Then, the selling period begins. If demand ξ is greater than x , all stocked units are sold for revenue px , where p is a unit price.
- We also consider a loss given by the unit shortage cost s for all shortages, $\xi - x$.
- Otherwise, if demand ξ is less or equal to x , the revenue is only $p\xi$ and the leftovers, $x - \xi$, are salvaged through the unit salvage value v .

Then, the objective (profit) function is denoted by $\pi(x, \xi)$ defined as follows:

Objective function of the simple/classical newsvendor problem

$$\pi(x, \xi) = \begin{cases} px - cx - s(\xi - x), & \text{for } x < \xi, \\ p\xi - cx + v(x - \xi), & \text{for } x \geq \xi. \end{cases} \quad (1)$$

Decision variable: x (order amount/quantity).

Random variable: ξ (demand)

Parameters: c (buying cost), p (selling price, $p > c$), s (shortage penalty cost, $s < c$), v (salvage value, $v < c$).

II. Simple newsvendor problem: Mathematical model

- First, the newsvendor decides on the amount to buy and so he stocks x units of the product for a unit cost c . Then, the selling period begins. If demand ξ is greater than x , all stocked units are sold for revenue px , where p is a unit price.
- We also consider a loss given by the unit shortage cost s for all shortages, $\xi - x$.
- Otherwise, if demand ξ is less or equal to x , the revenue is only $p\xi$ and the leftovers, $x - \xi$, are salvaged through the unit salvage value v .

Then, the objective (profit) function is denoted by $\pi(x, \xi)$ defined as follows:

Objective function of the simple/classical newsvendor problem

$$\pi(x, \xi) = \begin{cases} px - cx - s(\xi - x), & \text{for } x < \xi, \\ p\xi - cx + v(x - \xi), & \text{for } x \geq \xi. \end{cases} \quad (1)$$

Decision variable: x (order amount/quantity).

Random variable: ξ (demand): a need of some "information" (e.g., pdf and cdf).

Parameters: c (buying cost), p (selling price, $p > c$), s (shortage penalty cost, $s < c$), v (salvage value, $v < c$).

II. Simple newsvendor problem: Mathematical model

- First, the newsvendor decides on the amount to buy and so he stocks x units of the product for a unit cost c . Then, the selling period begins. If demand ξ is greater than x , all stocked units are sold for revenue px , where p is a unit price.
- We also consider a loss given by the unit shortage cost s for all shortages, $\xi - x$.
- Otherwise, if demand ξ is less or equal to x , the revenue is only $p\xi$ and the leftovers, $x - \xi$, are salvaged through the unit salvage value v .

Then, the objective (profit) function is denoted by $\pi(x, \xi)$ defined as follows:

Objective function of the simple/classical newsvendor problem

$$\pi(x, \xi) = \begin{cases} px - cx - s(\xi - x), & \text{for } x < \xi, \\ p\xi - cx + v(x - \xi), & \text{for } x \geq \xi. \end{cases} \quad (1)$$

Decision variable: x (order amount/quantity).

Random variable: ξ (demand): a need of some "information" (e.g., pdf and cdf).

Parameters: c (buying cost), p (selling price, $p > c$), s (shortage penalty cost, $s < c$), v (salvage value, $v < c$).

- The profit function $\pi(x, \xi)$ can be rewritten as

$$\pi(x, \xi) = p \min\{x, \xi\} - cx - s \max\{\xi - x, 0\} + v \max\{x - \xi, 0\}.$$

II. Simple newsvendor problem: Mathematical model

- First, the newsvendor decides on the amount to buy and so he stocks x units of the product for a unit cost c . Then, the selling period begins. If demand ξ is greater than x , all stocked units are sold for revenue px , where p is a unit price.
- We also consider a loss given by the unit shortage cost s for all shortages, $\xi - x$.
- Otherwise, if demand ξ is less or equal to x , the revenue is only $p\xi$ and the leftovers, $x - \xi$, are salvaged through the unit salvage value v .

Then, the objective (profit) function is denoted by $\pi(x, \xi)$ defined as follows:

Objective function of the simple/classical newsvendor problem

$$\pi(x, \xi) = \begin{cases} px - cx - s(\xi - x), & \text{for } x < \xi, \\ p\xi - cx + v(x - \xi), & \text{for } x \geq \xi. \end{cases} \quad (1)$$

Decision variable: x (order amount/quantity).

Random variable: ξ (demand): a need of some "information" (e.g., pdf and cdf).

Parameters: c (buying cost), p (selling price, $p > c$), s (shortage penalty cost, $s < c$), v (salvage value, $v < c$).

- The profit function $\pi(x, \xi)$ can be rewritten as

$$\pi(x, \xi) = p \min\{x, \xi\} - cx - s \max\{\xi - x, 0\} + v \max\{x - \xi, 0\}.$$

- Let the expected profit be denoted as $\Pi(x) = E_{\xi}[\pi(x, \xi)]$, then:

$$\Pi(x) = p \left(\int_0^x t f(t) dt + x \int_x^{\infty} f(t) dt \right) - cx - s \int_x^{\infty} (t-x) f(t) dt + v \int_0^x (x-t) f(t) dt.$$

III. Newsvendor problem with advertising (NPA)

Objective function of the simple newsvendor problem: repetition of (1)

$$\pi(x, \xi) = \begin{cases} px - cx - s(\xi - x), & \text{for } x < \xi, \\ p\xi - cx + v(x - \xi), & \text{for } x \geq \xi. \end{cases}$$

Advertising-dependent demand: Let the demand be denoted as D and let it satisfy

$$D(a, \xi_a, \xi_m) = d(a)\xi_m + \xi_a, \quad (2)$$

where ξ_a, ξ_m are independent continuous random variables and $d(a)$ is the so-called advertising response function.

Objective function of the newsvendor problem with advertising

$$\pi(a, x, \xi_a, \xi_m) = \begin{cases} px - cx - s[D(a, \xi_a, \xi_m) - x] - a, & x < D(a, \xi_a, \xi_m), \\ pD(a, \xi_a, \xi_m) - cx + v[x - D(a, \xi_a, \xi_m)] - a, & x \geq D(a, \xi_a, \xi_m). \end{cases} \quad (3)$$

Two decisions are assumed:

- the retailer has to decide about an amount a to advertise for a product to be sold
- and simultaneously has to buy and stock x units of the product for a unit cost c .

III. Newsvendor problem with advertising (NPA)

Objective function of the simple newsvendor problem: repetition of (1)

$$\pi(x, \xi) = \begin{cases} px - cx - s(\xi - x), & \text{for } x < \xi, \\ p\xi - cx + v(x - \xi), & \text{for } x \geq \xi. \end{cases}$$

Advertising-dependent demand: Let the demand be denoted as D and let it satisfy

$$D(a, \xi_a, \xi_m) = d(a)\xi_m + \xi_a, \quad (2)$$

where ξ_a, ξ_m are independent continuous random variables and $d(a)$ is the so-called advertising response function.

Objective function of the newsvendor problem with advertising

$$\pi(a, x, \xi_a, \xi_m) = \begin{cases} px - cx - s[D(a, \xi_a, \xi_m) - x] - a, & x < D(a, \xi_a, \xi_m), \\ pD(a, \xi_a, \xi_m) - cx + v[x - D(a, \xi_a, \xi_m)] - a, & x \geq D(a, \xi_a, \xi_m). \end{cases} \quad (3)$$

Two decisions are assumed:

- the retailer has to decide about an amount a to advertise for a product to be sold
- and simultaneously has to buy and stock x units of the product for a unit cost c .

III. Newsvendor problem with advertising (NPA)

Objective function of the simple newsvendor problem: repetition of (1)

$$\pi(x, \xi) = \begin{cases} px - cx - s(\xi - x), & \text{for } x < \xi, \\ p\xi - cx + v(x - \xi), & \text{for } x \geq \xi. \end{cases}$$

Advertising-dependent demand: Let the demand be denoted as D and let it satisfy

$$D(a, \xi_a, \xi_m) = d(a)\xi_m + \xi_a, \quad (2)$$

where ξ_a, ξ_m are independent continuous random variables and $d(a)$ is the so-called advertising response function.

Objective function of the newsvendor problem with advertising

$$\pi(a, x, \xi_a, \xi_m) = \begin{cases} px - cx - s[D(a, \xi_a, \xi_m) - x] - a, & x < D(a, \xi_a, \xi_m), \\ pD(a, \xi_a, \xi_m) - cx + v[x - D(a, \xi_a, \xi_m)] - a, & x \geq D(a, \xi_a, \xi_m). \end{cases} \quad (3)$$

Two decisions are assumed:

- the retailer has to decide about an amount a to advertise for a product to be sold
- and simultaneously has to buy and stock x units of the product for a unit cost c .

Demand function and advertising response function

Demand function $D(a, \xi_a, \xi_m)$

Two special cases of demand function (2), which was defined as

$$D(a, \xi_a, \xi_m) = d(a)\xi_m + \xi_a,$$

are considered:

- a) *multiplicative demand case*: $P(\xi_a = 0) = 1$, $\xi_m \in [A_m, B_m]$ and satisfy $E[\xi_m] = 1$;
- b) *the additive demand case*: $P(\xi_m = 1) = 1$, $\xi_a \in [A_a, B_a]$ and satisfy $E[\xi_a] = 0$.

Then, for both cases, the expectation of D is specified as:

$$E[D(a, \xi_a, \xi_m)] = d(a).$$

From this point, we will only deal with the *multiplicative demand case*, i.e.

$$D(a, \xi_a, \xi_m) \equiv D(a, \xi_m) = d(a)\xi_m.$$

Response function $d(a)$

Let the response function $d(a)$ be continuous, nonnegative, twice-differentiable and increasing on its domain $[0, a_{max}]$ in the advertising expenditure a . Moreover, since $d(0) > 0$, $d(a)$ is positive.

Demand function and advertising response function

Demand function $D(a, \xi_a, \xi_m)$

Two special cases of demand function (2), which was defined as

$$D(a, \xi_a, \xi_m) = d(a)\xi_m + \xi_a,$$

are considered:

- a) *multiplicative demand case*: $P(\xi_a = 0) = 1$, $\xi_m \in [A_m, B_m]$ and satisfy $E[\xi_m] = 1$;
- b) *the additive demand case*: $P(\xi_m = 1) = 1$, $\xi_a \in [A_a, B_a]$ and satisfy $E[\xi_a] = 0$.

Then, for both cases, the expectation of D is specified as:

$$E[D(a, \xi_a, \xi_m)] = d(a).$$

From this point, we will only deal with the *multiplicative demand case*, i.e.

$$D(a, \xi_a, \xi_m) \equiv D(a, \xi_m) = d(a)\xi_m.$$

Response function $d(a)$

Let the response function $d(a)$ be continuous, nonnegative, twice-differentiable and increasing on its domain $[0, a_{max}]$ in the advertising expenditure a . Moreover, since $d(0) > 0$, $d(a)$ is positive.

Demand function and advertising response function

Demand function $D(a, \xi_a, \xi_m)$

Two special cases of demand function (2), which was defined as

$$D(a, \xi_a, \xi_m) = d(a)\xi_m + \xi_a,$$

are considered:

- a) *multiplicative demand case*: $P(\xi_a = 0) = 1$, $\xi_m \in [A_m, B_m]$ and satisfy $E[\xi_m] = 1$;
- b) *the additive demand case*: $P(\xi_m = 1) = 1$, $\xi_a \in [A_a, B_a]$ and satisfy $E[\xi_a] = 0$.

Then, for both cases, the expectation of D is specified as:

$$E[D(a, \xi_a, \xi_m)] = d(a).$$

From this point, we will only deal with the *multiplicative demand case*, i.e.

$$D(a, \xi_a, \xi_m) \equiv D(a, \xi_m) = d(a)\xi_m.$$

Response function $d(a)$

Let the response function $d(a)$ be continuous, nonnegative, twice-differentiable and increasing on its domain $[0, a_{max}]$ in the advertising expenditure a . Moreover, since $d(0) > 0$, $d(a)$ is positive.

Demand function and advertising response function

Demand function $D(a, \xi_a, \xi_m)$

Two special cases of demand function (2), which was defined as

$$D(a, \xi_a, \xi_m) = d(a)\xi_m + \xi_a,$$

are considered:

- a) *multiplicative demand case*: $P(\xi_a = 0) = 1$, $\xi_m \in [A_m, B_m]$ and satisfy $E[\xi_m] = 1$;
- b) *the additive demand case*: $P(\xi_m = 1) = 1$, $\xi_a \in [A_a, B_a]$ and satisfy $E[\xi_a] = 0$.

Then, for both cases, the expectation of D is specified as:

$$E[D(a, \xi_a, \xi_m)] = d(a).$$

From this point, we will only deal with the *multiplicative demand case*, i.e.

$$D(a, \xi_a, \xi_m) \equiv D(a, \xi_m) = d(a)\xi_m.$$

Response function $d(a)$

Let the response function $d(a)$ be continuous, nonnegative, twice-differentiable and increasing on its domain $[0, a_{max}]$ in the advertising expenditure a . Moreover, since $d(0) > 0$, $d(a)$ is positive.

Demand function and advertising response function

Demand function $D(a, \xi_a, \xi_m)$

Two special cases of demand function (2), which was defined as

$$D(a, \xi_a, \xi_m) = d(a)\xi_m + \xi_a,$$

are considered:

- a) *multiplicative demand case*: $P(\xi_a = 0) = 1$, $\xi_m \in [A_m, B_m]$ and satisfy $E[\xi_m] = 1$;
- b) *the additive demand case*: $P(\xi_m = 1) = 1$, $\xi_a \in [A_a, B_a]$ and satisfy $E[\xi_a] = 0$.

Then, for both cases, the expectation of D is specified as:

$$E[D(a, \xi_a, \xi_m)] = d(a).$$

From this point, we will only deal with the *multiplicative demand case*, i.e.

$$D(a, \xi_a, \xi_m) \equiv D(a, \xi_m) = d(a)\xi_m.$$

Response function $d(a)$

Let the response function $d(a)$ be continuous, nonnegative, twice-differentiable and increasing on its domain $[0, a_{max}]$ in the advertising expenditure a . Moreover, since $d(0) > 0$, $d(a)$ is positive.

Advertising response function examples

Three function types/classes will further be applied:

- concave response function without threshold in demand;
- concave response function with threshold in demand;
- S-shaped response function.

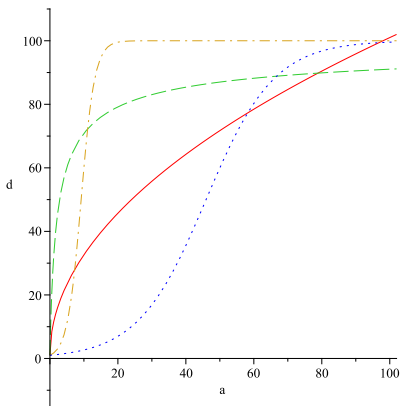


Figure: 4 examples of response function $d(a)$: a), b) and 2x c).

Multiplicative demand case

Let $F(\cdot)$ denote a cumulative distribution function (cdf) and $f(\cdot)$ be a probability density function (pdf) of ξ_m . In order to assure that demand is positive, we require that $A_m > 0$.

The objective function (3) can be rewritten by substituting $D(a, \xi_m) = d(a)\xi_m$ and utilizing the 'stocking factor' defined as

$$z = \frac{x}{d(a)}, \quad (4)$$

which provides an alternative interpretation of the stocking decision: if the choice of z is greater than the realized value of random variable ξ_m , then leftovers occur, otherwise shortages occur.

Objective function of the newsvendor problem with advertising

$$\pi(a, z, \xi_m) = \begin{cases} pz d(a) - cz d(a) - sd(a)[\xi_m - z] - a, & \text{for } z < \xi_m, \\ p\xi_m d(a) - cz d(a) + vd(a)[z - \xi_m] - a, & \text{for } z \geq \xi_m. \end{cases} \quad (5)$$

Expected objective, expected quantities and optimal z^*

Using expected objective reformulation we can get

$$\Pi(a, z) = \Psi(a) - L(a, z) = d(a)[p - c - l(z)] - a, \quad (6)$$

where

- $\Psi(a) = (p - c)d(a) - a$ is the *riskless profit* that occurs in the absence of uncertainty,
- $L(a, z) = d(a)l(z)$ is the *expected loss* that occurs as a result of the presence of uncertainty and
- $l(z) = (c - v)\Lambda(z) + (p + s - c)\Theta(z)$ is the *expected loss per unit*.

Note that $d(a)\Lambda(z)$ denotes *expected leftovers* and $d(a)\Theta(z)$ *expected shortages*, where

- $\Lambda(z) = E[\max\{z - \xi_m, 0\}] = \int_A^z (z - t)F_m(t)dt,$
- $\Theta(z) = E[\max\{\xi_m - z, 0\}] = \int_z^B (t - z)F_m(t)dt.$

Assumption 1 (from (6))

The per-unit expected benefit must be positive, i.e., $p - c - l(z^*) > 0$.

Optimal stocking quantity

Let us take partial derivative $\frac{\partial \Pi(a, z)}{\partial z}$ and let us solve equation $\frac{\partial \Pi(a, z)}{\partial z} = 0$.

Under some assumptions (e.g., assuming that F is invertible), the optimal and unique z^* leads to the same quantity as in the NP (optimal x) as well as in the NPP (optimal z):

$$z^* = F^{-1} \left(\frac{p + s - c}{p + s - v} \right).$$

Expected objective, expected quantities and optimal z^*

Using expected objective reformulation we can get

$$\Pi(a, z) = \Psi(a) - L(a, z) = d(a)[p - c - l(z)] - a, \quad (6)$$

where

- $\Psi(a) = (p - c)d(a) - a$ is the *riskless profit* that occurs in the absence of uncertainty,
- $L(a, z) = d(a)l(z)$ is the *expected loss* that occurs as a result of the presence of uncertainty and
- $l(z) = (c - v)\Lambda(z) + (p + s - c)\Theta(z)$ is the *expected loss per unit*.

Note that $d(a)\Lambda(z)$ denotes *expected leftovers* and $d(a)\Theta(z)$ *expected shortages*, where

- $\Lambda(z) = E[\max\{z - \xi_m, 0\}] = \int_A^z (z - t)F_m(t)dt,$
- $\Theta(z) = E[\max\{\xi_m - z, 0\}] = \int_z^B (t - z)F_m(t)dt.$

Assumption 1 (from (6))

The per-unit expected benefit must be positive, i.e., $p - c - l(z^*) > 0$.

Optimal stocking quantity

Let us take partial derivative $\frac{\partial \Pi(a, z)}{\partial z}$ and let us solve equation $\frac{\partial \Pi(a, z)}{\partial z} = 0$.

Under some assumptions (e.g., assuming that F is invertible), the optimal and unique z^* leads to the same quantity as in the NP (optimal x) as well as in the NPP (optimal z):

$$z^* = F^{-1} \left(\frac{p + s - c}{p + s - v} \right).$$

Expected objective, expected quantities and optimal z^*

Using expected objective reformulation we can get

$$\Pi(a, z) = \Psi(a) - L(a, z) = d(a)[p - c - l(z)] - a, \quad (6)$$

where

- $\Psi(a) = (p - c)d(a) - a$ is the *riskless profit* that occurs in the absence of uncertainty,
- $L(a, z) = d(a)l(z)$ is the *expected loss* that occurs as a result of the presence of uncertainty and
- $l(z) = (c - v)\Lambda(z) + (p + s - c)\Theta(z)$ is the *expected loss per unit*.

Note that $d(a)\Lambda(z)$ denotes *expected leftovers* and $d(a)\Theta(z)$ *expected shortages*, where

- $\Lambda(z) = E[\max\{z - \xi_m, 0\}] = \int_A^z (z - t)F_m(t)dt,$
- $\Theta(z) = E[\max\{\xi_m - z, 0\}] = \int_z^B (t - z)F_m(t)dt.$

Assumption 1 (from (6))

The per-unit expected benefit must be positive, i.e., $p - c - l(z^*) > 0$.

Optimal stocking quantity

Let us take partial derivative $\frac{\partial \Pi(a, z)}{\partial z}$ and let us solve equation $\frac{\partial \Pi(a, z)}{\partial z} = 0$.

Under some assumptions (e.g., assuming that F is invertible), the optimal and unique z^* leads to the same quantity as in the NP (optimal x) as well as in the NPP (optimal z):

$$z^* = F^{-1} \left(\frac{p + s - c}{p + s - v} \right).$$

Optimal advertising expenditure a^*

Optimal advertising expenditure

Let us take partial derivative $\frac{\partial \Pi(a, z^*)}{\partial a}$ and let us solve equation $\frac{\partial \Pi(a, z^*)}{\partial a} = 0$.

Remark 1: The optimal advertising expenditure a^* must satisfy the (necessary) optimality condition:

$$\frac{dd(a^*)}{da} = \frac{1}{p - c - l(z^*)}. \quad (7)$$

Comparison with riskless problem

Theorem 1 For the multiplicative demand model, the optimal advertising a^* is always less than or equal to the optimal riskless advertising a_{Ψ}^* .

Theorem 2 For the additive demand model, the optimal advertising a^* is always equal to the optimal riskless advertising a_{Ψ}^* .

Why? The difference in observations can be mainly explained by their variances and coefficients of variation:

- while in the additive case the variance of the demand is constant (independent of a), i.e., $\sigma^2[D_A(a, \xi_a)] = \sigma_A^2$ that is the *constant variance case*,
- in the multiplicative case the variance is a function of the response function, i.e., $\sigma^2[D_M(a, \xi_m)] = [d(a)]^2 \sigma_M^2$, and the coefficient of variation is constant, i.e., $c_v[D_M(a, \xi_m)] = \sigma_M$ that is the *constant coefficient of variation case*.

See [Khouja] for a similar variance analysis.

Optimal advertising expenditure a^*

Optimal advertising expenditure

Let us take partial derivative $\frac{\partial \Pi(a, z^*)}{\partial a}$ and let us solve equation $\frac{\partial \Pi(a, z^*)}{\partial a} = 0$.

Remark 1: The optimal advertising expenditure a^* must satisfy the (necessary) optimality condition:

$$\frac{dd(a^*)}{da} = \frac{1}{p - c - l(z^*)}. \quad (7)$$

Comparison with riskless problem

Theorem 1 For the multiplicative demand model, the optimal advertising a^* is always less than or equal to the optimal riskless advertising a_{Ψ}^* .

Theorem 2 For the additive demand model, the optimal advertising a^* is always equal to the optimal riskless advertising a_{Ψ}^* .

Why? The difference in observations can be mainly explained by their variances and coefficients of variation:

- while in the additive case the variance of the demand is constant (independent of a), i.e., $\sigma^2[D_A(a, \xi_a)] = \sigma_A^2$ that is the *constant variance case*,
- in the multiplicative case the variance is a function of the response function, i.e., $\sigma^2[D_M(a, \xi_m)] = [d(a)]^2 \sigma_M^2$, and the coefficient of variation is constant, i.e., $c_v[D_M(a, \xi_m)] = \sigma_M$ that is the *constant coefficient of variation case*.

See [Khouja] for a similar variance analysis.

Optimal advertising expenditure a^*

Optimal advertising expenditure

Let us take partial derivative $\frac{\partial \Pi(a, z^*)}{\partial a}$ and let us solve equation $\frac{\partial \Pi(a, z^*)}{\partial a} = 0$.

Remark 1: The optimal advertising expenditure a^* must satisfy the (necessary) optimality condition:

$$\frac{dd(a^*)}{da} = \frac{1}{p - c - l(z^*)}. \quad (7)$$

Comparison with riskless problem

Theorem 1 For the multiplicative demand model, the optimal advertising a^* is always less than or equal to the optimal riskless advertising a_{Ψ}^* .

Theorem 2 For the additive demand model, the optimal advertising a^* is always equal to the optimal riskless advertising a_{Ψ}^* .

Why? The difference in observations can be mainly explained by their variances and coefficients of variation:

- while in the additive case the variance of the demand is constant (independent of a), i.e., $\sigma^2[D_A(a, \xi_a)] = \sigma_A^2$ that is the *constant variance case*,
- in the multiplicative case the variance is a function of the response function, i.e., $\sigma^2[D_M(a, \xi_m)] = [d(a)]^2 \sigma_M^2$, and the coefficient of variation is constant, i.e., $c_v[D_M(a, \xi_m)] = \sigma_M$ that is the *constant coefficient of variation case*.

See [Khouja] for a similar variance analysis.

Optimal advertising expenditure a^*

Optimal advertising expenditure

Let us take partial derivative $\frac{\partial \Pi(a, z^*)}{\partial a}$ and let us solve equation $\frac{\partial \Pi(a, z^*)}{\partial a} = 0$.

Remark 1: The optimal advertising expenditure a^* must satisfy the (necessary) optimality condition:

$$\frac{dd(a^*)}{da} = \frac{1}{p - c - l(z^*)}. \quad (7)$$

Comparison with riskless problem

Theorem 1 For the multiplicative demand model, the optimal advertising a^* is always less than or equal to the optimal riskless advertising a_{Ψ}^* .

Theorem 2 For the additive demand model, the optimal advertising a^* is always equal to the optimal riskless advertising a_{Ψ}^* .

Why? The difference in observations can be mainly explained by their variances and coefficients of variation:

- while in the additive case the variance of the demand is constant (independent of a), i.e., $\sigma^2[D_A(a, \xi_a)] = \sigma_A^2$ that is the *constant variance case*,
- in the multiplicative case the variance is a function of the response function, i.e., $\sigma^2[D_M(a, \xi_m)] = [d(a)]^2 \sigma_M^2$, and the coefficient of variation is constant, i.e., $c_v[D_M(a, \xi_m)] = \sigma_M$ that is the *constant coefficient of variation case*.

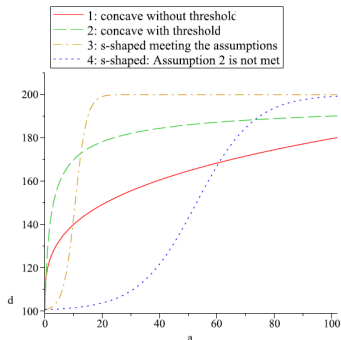
See [Khouja] for a similar variance analysis.

Optimal order amount x^* and illustrations

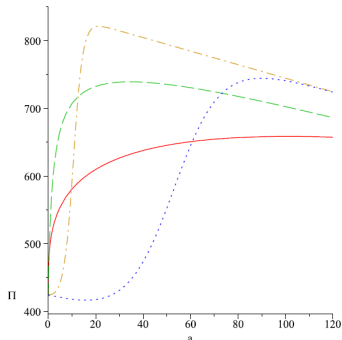
Optimal order amount

Substituting back to the stocking quantity substitution/definition (4), we get:

$$x^* = z^* \cdot d(a^*).$$



(a) Response function examples $d_1(a) - d_4(a)$.



(b) Expected profit functions $\Pi(a, z^*)$.

Comparison with NPP (i.e., pricing vs. advertising)

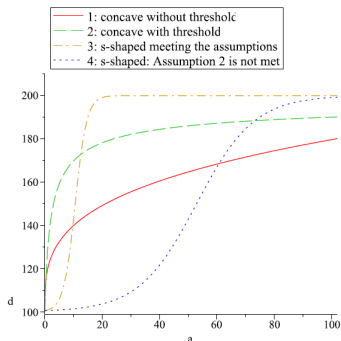
Remark 2: The optimal price for multiplicative uncertain demand is not less than the riskless price in the NPP.

Optimal order amount x^* and illustrations

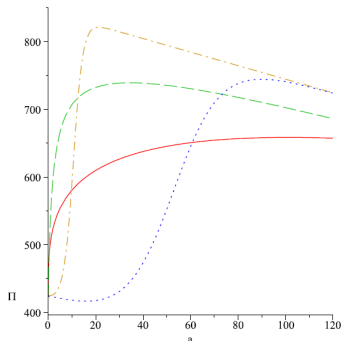
Optimal order amount

Substituting back to the stocking quantity substitution/definition (4), we get:

$$x^* = z^* \cdot d(a^*).$$



(a) Response function examples $d_1(a) - d_4(a)$.

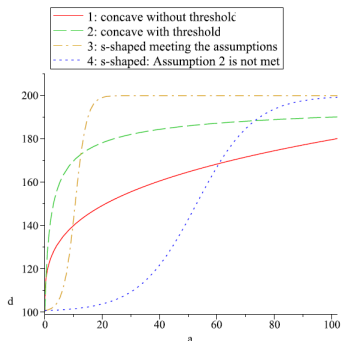


(b) Expected profit functions $\Pi(a, z^*)$.

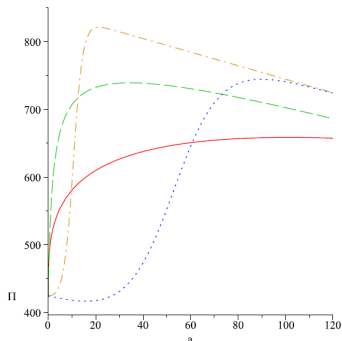
Comparison with NPP (i.e., pricing vs. advertising)

Remark 2: The optimal price for multiplicative uncertain demand is not less than the riskless price in the NPP.

Observations



(a) Response function examples $d_1(a) - d_4(a)$.

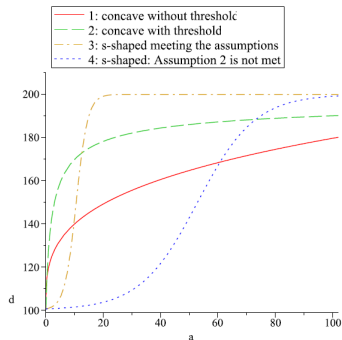


(b) Expected profit functions $\Pi(a, z^*)$.

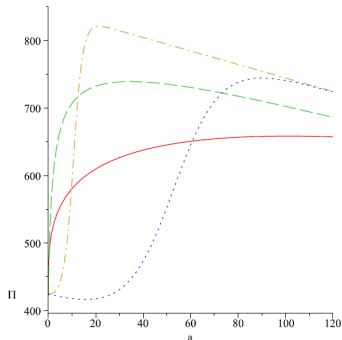
Assumption 2

The demand function $d(a)$ satisfies that $\lim_{\Delta a \rightarrow 0+} \frac{d(\Delta a) - d(0)}{\Delta a} > \frac{1}{p - c - l(z^*)}$ and $\lim_{\Delta a \rightarrow 0+} \frac{d(a_{max}) - d(a_{max} - \Delta a)}{\Delta a} < \frac{1}{p - c - l(z^*)}$.

Observations



(a) Response function examples $d_1(a) - d_4(a)$.

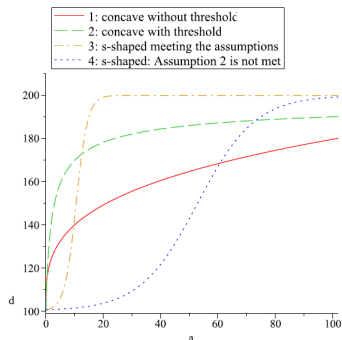


(b) Expected profit functions $\Pi(a, z^*)$.

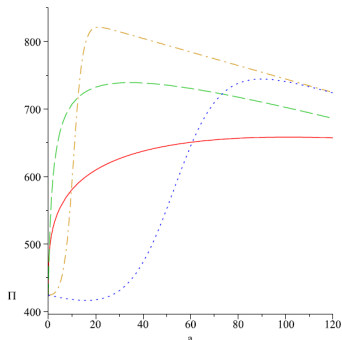
Theorem 3

If the response function $d(a)$ is strictly concave, then, under assumptions 1 and 2, the expected profit $\Pi(a, z^*)$ is strictly concave in a and so the globally optimal advertising expenditure a^* is unique and is given by solution of (7) with respect to decision variable a .

Observations



(a) Response function examples $d_1(a) - d_4(a)$.



(b) Expected profit functions $\Pi(a, z^*)$.

Theorem 4

If the response function $d(a)$ is S-shaped, then, under assumptions 1 and 2, the expected profit $\Pi(a, z^*)$ is strictly quasi-concave in a and so the globally optimal advertising expenditure is unique and is given by (7).

Numerical example for the multiplicative demand case

Example:

Let us consider following situation (i.e., concrete parameters):

- **Product:** consider a product with $p = 15$, $c = 10$, $v = 8$ and $s = 2$.
- **Distribution of random variable:** let $\xi \sim U(A, B)$, where $[A, B] = [0.5, 1.5]$.
- **Advertising response function:** and let $d_0 = 100$ and $a_{max} = 150$.

Numerical example for the multiplicative demand case

Example:

Let us consider following situation (i.e., concrete parameters):

- **Product:** consider a product with $p = 15$, $c = 10$, $v = 8$ and $s = 2$.
- **Distribution of random variable:** let $\xi \sim U(A, B)$, where $[A, B] = [0.5, 1.5]$.
- **Advertising response function:** and let $d_0 = 100$ and $a_{max} = 150$.

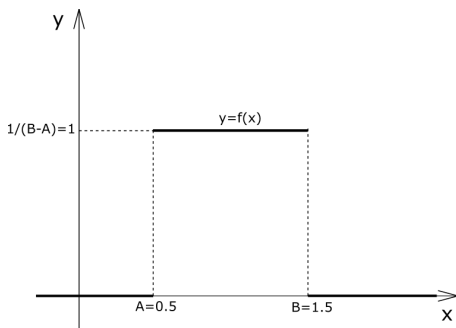


Figure: Uniform distribution example (pdf).

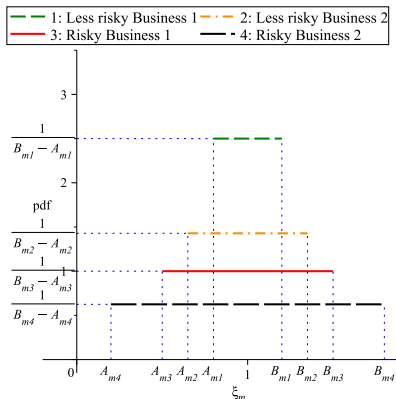


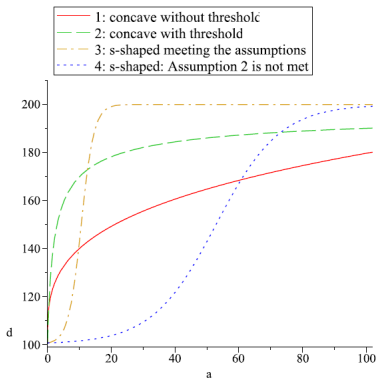
Figure: 4 different examples of $U(A, B)$.

Numerical example for the multiplicative demand case

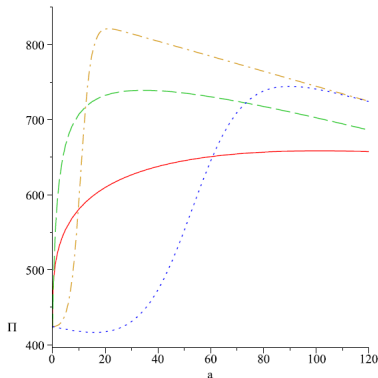
Example:

Let us consider following situation (i.e., concrete parameters):

- **Product:** consider a product with $p = 15$, $c = 10$, $v = 8$ and $s = 2$.
- **Distribution of random variable:** let $\xi \sim U(A, B)$, where $[A, B] = [0.5, 1.5]$.
- **Advertising response function:** and let $d_0 = 100$ and $a_{max} = 150$.



(a) Response function examples $d_1(a) - d_4(a)$.



(b) Expected profit functions $\Pi(a, z^*)$.

Numerical example: optimal values

Uniform distribution

Let the random variable ξ_m be uniformly distributed, i.e., $\xi_m \sim U(A, B)$. Then, we get

$$z^* = A + \frac{(p + s - c)(B - A)}{p + s - v}$$

$$\Rightarrow l(z^*) = (z^* - A_m) \frac{c - v}{2} = \frac{B_m - A_m}{2} (c - v) \frac{p + s - c}{p + s - v}.$$

Problem	Multiplicative NPA				Riskless NPA				NP
	$d_1(a)$	$d_2(a)$	$d_3(a)$	$d_4(a)$	$d_1(a)$	$d_2(a)$	$d_3(a)$	$d_4(a)$	
a^*	101.2	34.5	21.3	89.9	128.9	38.7	21.6	91.6	-
$d(a^*)$	179.9	183.2	199.5	197.6	185.9	184.1	199.6	198.0	-
x^*	229.9	234.1	254.9	252.5	187.2	185.4	200.9	199.2	127.8
$\Pi(a^*, x^*)$	658.4	739.1	821.2	744.3	799.9	881.2	975.6	897.4	444.4

Table: Numerical results for the uniform distribution for two cases: multiplicative and riskless; numerical results of the equivalent NP

Numerical example: optimal values

Uniform distribution

Let the random variable ξ_m be uniformly distributed, i.e., $\xi_m \sim U(A, B)$. Then, we get

$$z^* = A + \frac{(p + s - c)(B - A)}{p + s - v}$$

$$\Rightarrow l(z^*) = (z^* - A_m) \frac{c - v}{2} = \frac{B_m - A_m}{2} (c - v) \frac{p + s - c}{p + s - v}.$$

Problem	Multiplicative NPA				Riskless NPA				NP
	$d_1(a)$	$d_2(a)$	$d_3(a)$	$d_4(a)$	$d_1(a)$	$d_2(a)$	$d_3(a)$	$d_4(a)$	-
a^*	101.2	34.5	21.3	89.9	128.9	38.7	21.6	91.6	-
$d(a^*)$	179.9	183.2	199.5	197.6	185.9	184.1	199.6	198.0	-
x^*	229.9	234.1	254.9	252.5	187.2	185.4	200.9	199.2	127.8
$\Pi(a^*, x^*)$	658.4	739.1	821.2	744.3	799.9	881.2	975.6	897.4	444.4

Table: Numerical results for the uniform distribution for two cases: multiplicative and riskless; numerical results of the equivalent NP

Numerical example: Impact of price and cost changes

Impact on optimal advertising

Let us take the first derivative w.r.t. a of the expression

$\Pi(a, z^*) = d(a)[p - c - l(z^*)] - a$ and let us substitute z^* (and $l(z^*)$ respectively) for the uniform distribution. Then, taking derivative w.r.t. p , we get

$$\frac{\partial\left(\frac{\partial\Pi(a, z^*)}{\partial a}\right)}{\partial p} = \frac{\partial d(a)}{\partial a} \left[1 - \frac{B_m - A_m}{2} \frac{(c - v)^2}{(p + s - v)^2} \right] > 0.$$

Therefore, $\Pi(a, z^*)$ is strictly supermodular in (a, p) (see [Wang]) and the optimal advertising is strictly increasing in selling price p .

With the same procedure but w.r.t. c , we get:

$$\frac{\partial\left(\frac{\partial\Pi(a, z^*)}{\partial a}\right)}{\partial c} = d(a) \left[\frac{B_m - A_m}{2} \frac{2c - p - s - v}{p + s - v} - 1 \right] < 0,$$

which means that $\Pi(a, z^*)$ is strictly submodular in (a, c) and the optimal advertising is strictly decreasing in buying cost c .

Therefore, any increase in the unit profit margin, i.e. range $p - c$ (see [Khouja]), leads to higher optimal advertising expenditure a^* .

Numerical example: effects of cost on expected unit profit

U_i	A_{mi}	B_{mi}	σ^2	z^*	$l(z^*)$	$p - c - l(z^*)$	a^*	x^*
U_1	0.8	1.2	0.0133	1.111	0.311	4.689	117.6	204.0
U_2	0.65	1.35	0.0408	1.194	0.544	4.456	109.3	217.1
U_3	0.5	1.5	0.0833	1.278	0.778	4.222	101.2	229.9
U_4	0.2	1.8	0.2133	1.444	1.244	3.756	85.6	254.2

Table: Numerical examples of various uniform distributions $U_1 - U_4$ for $d_1(a)$.

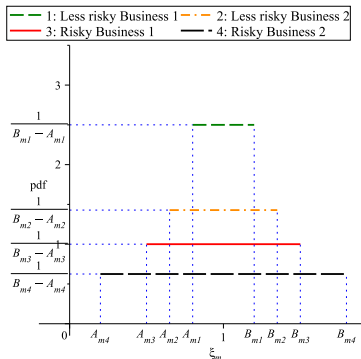


Figure: 4 different examples of $U(A, B)$.

What we can see from this:

- with increasing variance of the random element, the optimal z^* as well as $l(z^*)$ increases;
- a higher $l(z^*)$ leads to a lower optimal advertising a^* , which corresponds to a lower expected demand $d(a^*)$, the optimal strategy is to buy a higher amount x^* of the product, although a less profit $\Pi(a^*, x^*)$ is expected.

Numerical example: effects of cost on expected unit profit

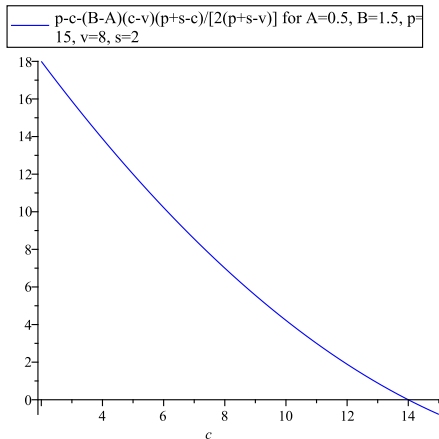


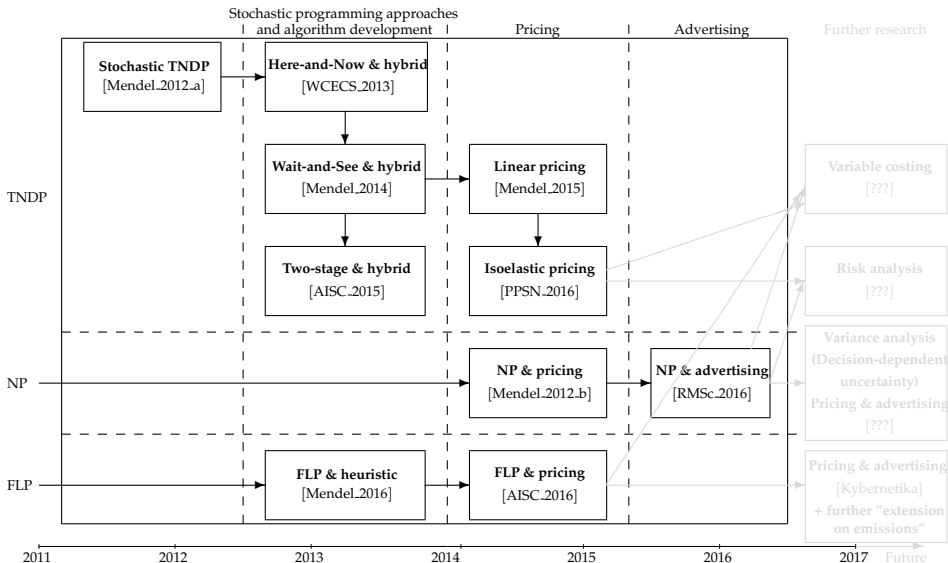
Figure: Assumption 1: expected unit profit/loss $p - c - l(z^*)$ as function of the cost c .

IV. Conclusions and further research

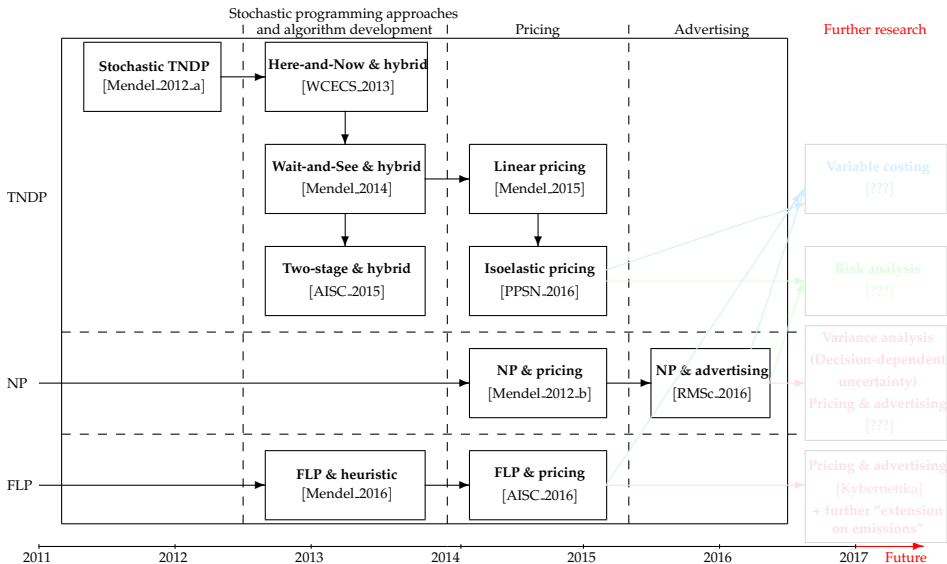
Conclusions:

- Review of of NP, NPA, NPP, its decisions and modifications.
- Assumptions and theorems that guarantee existence and uniqueness of optimal decisions.
- Comparisons of decisions (within NPA, NPA vs NPP and NP, etc.)
- Advertising response functions examples and extensions on S-shaped response functions.
- Analysis of effects of parameters on optimal decisions (sensitivity analysis).

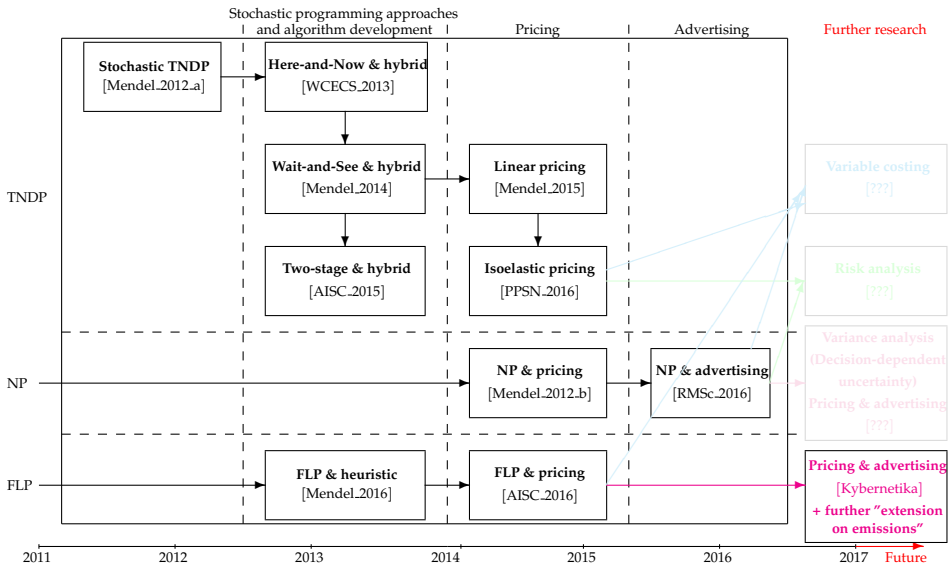
Further research ideas and suggestions



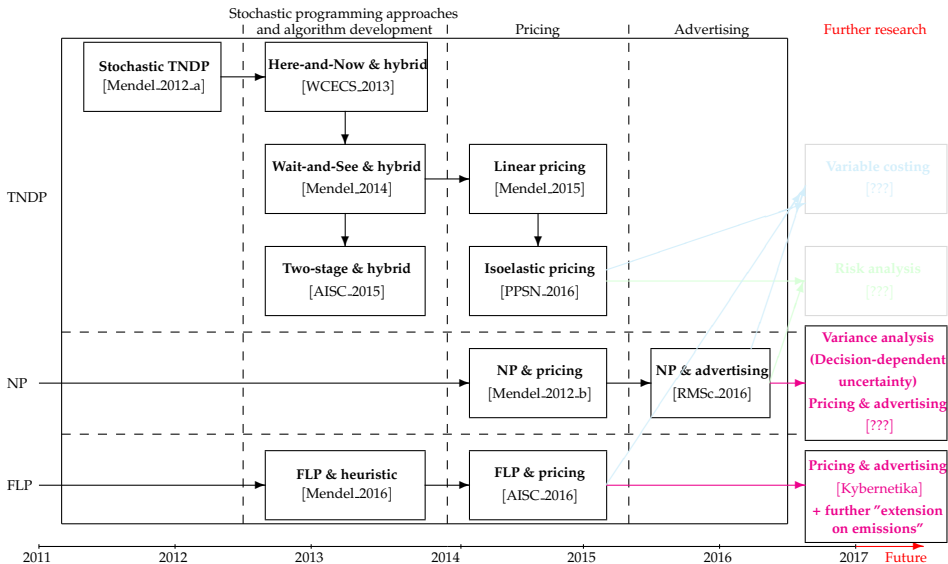
Further research ideas and suggestions



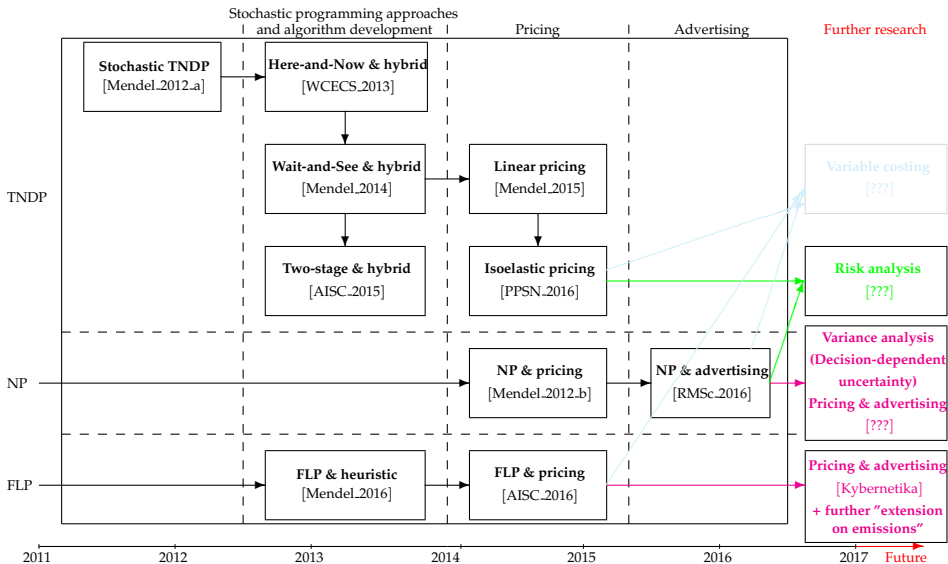
Further research ideas and suggestions



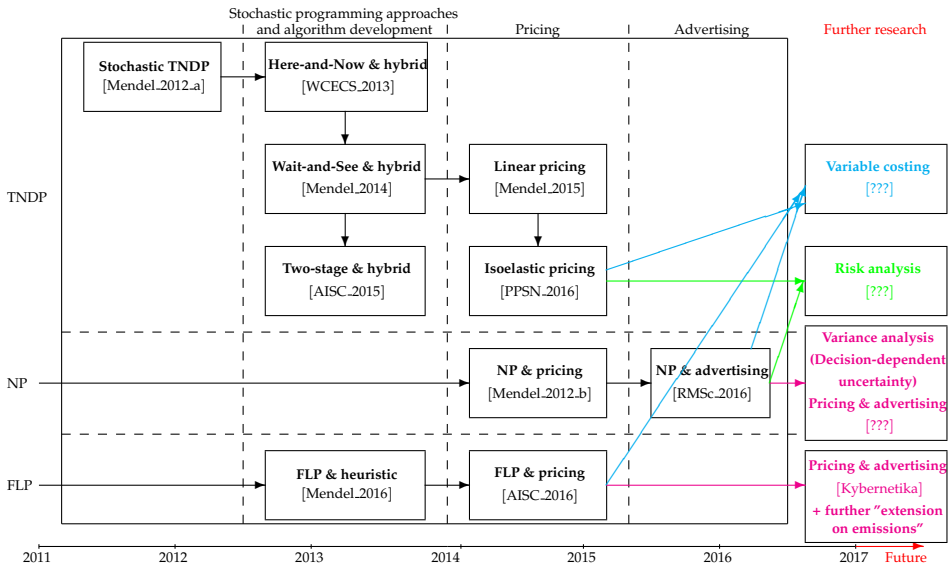
Further research ideas and suggestions



Further research ideas and suggestions



Further research ideas and suggestions



Further research I

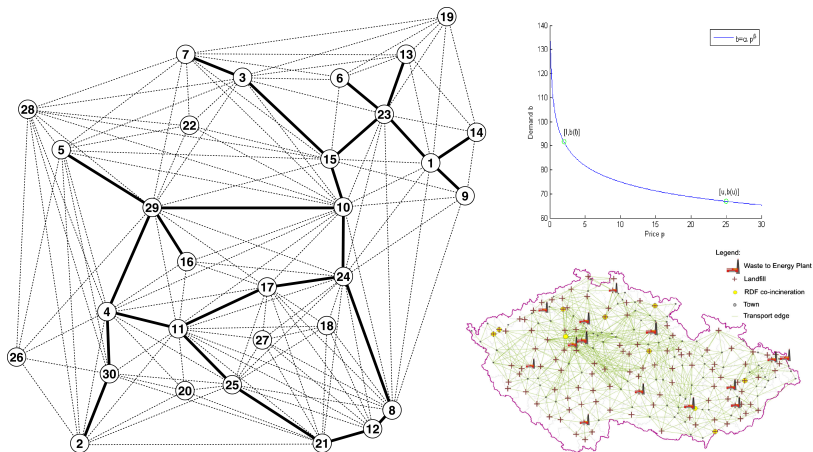


Figure: Motivation for TNDP with pricing (a joint work by Roupec, Hrabec, Popela, Šomplák, Nevrlý, Kůdela, Novotný, etc.)

Further research II

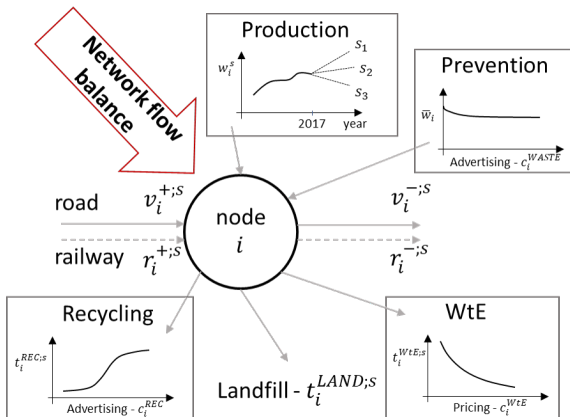


Figure: A scheme of a new joint pricing and advertising application (by [Hrabec, Šomplák, Nevrlý, Kúdela, Popela])

So, what do I really work on now? (or What am I going to work on?)

Production and logistic applications

- A cooperation with **Molde University College - University Specialized in Logistics, Norway**:
Kjetil K. Haugen (game theory), Asmund Olstad (pricing, lot-sizing), Lars M. Hvattum (shipping and routing), Arild Hoff (hub location problems and routing), etc.

Waste management applications

- A cooperation with **Institute of Process Engineering, Brno University of Technology**:
Radovan Somplák, Vlastimír Nevrlý, Pavel Popela, Jakub Kůdela, etc.

News vendor problem (or "Stochastic single-period problem") with multiple marketing decisions, e.g. the variance analysis

My own. No cooperation yet :) (alternatively, Kjetil Haugen suggested some game-theory related ideas)

Crossroad optimization (optimization of lights setting)

CROSS, a.s. - a potential new topic for me (a need of mathematical modelling and algorithmic solutions)

Summary keywords (or intersections) of the work:

mathematical modelling, logistics, optimization, stochastic decision-making.

So, what do I really work on now? (or What am I going to work on?)

Production and logistic applications

- A cooperation with **Molde University College - University Specialized in Logistics, Norway**:
Kjetil K. Haugen (game theory), Asmund Olstad (pricing, lot-sizing), Lars M. Hvattum (shipping and routing), Arild Hoff (hub location problems and routing), etc.

Waste management applications

- A cooperation with **Institute of Process Engineering, Brno University of Technology**:
Radovan Somplák, Vlastimír Nevrlý, Pavel Popela, Jakub Kůdela, etc.

Newsvendor problem (or "Stochastic single-period problem") with multiple marketing decisions, e.g. the variance analysis

My own. No cooperation yet :) (alternatively, Kjetil Haugen suggested some game-theory related ideas)

Crossroad optimization (optimization of lights setting)

CROSS, a.s. - a potential new topic for me (a need of mathematical modelling and algorithmic solutions)

Summary keywords (or intersections) of the work:

mathematical modelling, logistics, optimization, stochastic decision-making.

So, what do I really work on now? (or What am I going to work on?)

Production and logistic applications

- A cooperation with **Molde University College - University Specialized in Logistics, Norway**:

Kjetil K. Haugen (game theory), Asmund Olstad (pricing, lot-sizing), Lars M. Hvattum (shipping and routing), Arild Hoff (hub location problems and routing), etc.

Waste management applications

- A cooperation with **Institute of Process Engineering, Brno University of Technology**:

Radovan Somplák, Vlastimír Nevrlý, Pavel Popela, Jakub Kůdela, etc.

News vendor problem (or "Stochastic single-period problem") with multiple marketing decisions, e.g. the variance analysis

My own. No cooperation yet :) (alternatively, Kjetil Haugen suggested some game-theory related ideas)

Crossroad optimization (optimization of lights setting)

CROSS, a.s. - a potential new topic for me (a need of mathematical modelling and algorithmic solutions)

Summary keywords (or intersections) of the work:

mathematical modelling, logistics, optimization, stochastic decision-making.

So, what do I really work on now? (or What am I going to work on?)

Production and logistic applications

- A cooperation with **Molde University College - University Specialized in Logistics, Norway**:
Kjetil K. Haugen (game theory), Asmund Olstad (pricing, lot-sizing), Lars M. Hvattum (shipping and routing), Arild Hoff (hub location problems and routing), etc.

Waste management applications

- A cooperation with **Institute of Process Engineering, Brno University of Technology**:
Radovan Somplák, Vlastimír Nevrlý, Pavel Popela, Jakub Kůdela, etc.

News vendor problem (or "Stochastic single-period problem") with multiple marketing decisions, e.g. the variance analysis

My own. No cooperation yet :) (alternatively, Kjetil Haugen suggested some game-theory related ideas)

Crossroad optimization (optimization of lights setting)

CROSS, a.s. - a potential new topic for me (a need of mathematical modelling and algorithmic solutions)

Summary keywords (or intersections) of the work:

mathematical modelling, logistics, optimization, stochastic decision-making.

So, what do I really work on now? (or What am I going to work on?)

Production and logistic applications

- A cooperation with **Molde University College - University Specialized in Logistics, Norway**:
Kjetil K. Haugen (game theory), Asmund Olstad (pricing, lot-sizing), Lars M. Hvattum (shipping and routing), Arild Hoff (hub location problems and routing), etc.

Waste management applications

- A cooperation with **Institute of Process Engineering, Brno University of Technology**:
Radovan Somplák, Vlastimír Nevrlý, Pavel Popela, Jakub Kůdela, etc.

News vendor problem (or "Stochastic single-period problem") with multiple marketing decisions, e.g. the variance analysis

My own. No cooperation yet :) (alternatively, Kjetil Haugen suggested some game-theory related ideas)

Crossroad optimization (optimization of lights setting)

CROSS, a.s. - a potential new topic for me (a need of mathematical modelling and algorithmic solutions)

Summary keywords (or intersections) of the work:

mathematical modelling, logistics, optimization, stochastic decision-making.

References: Author's related publications

- Mendel_2012_b **HRABEC, D.**, POPELA, P., NOVOTNÝ, J., HAUGEN, K.K., OLSTAD, A., 2012. *A note on the newsvendor problem with pricing*. In Proceedings of the 18th International Conference on Soft Computing MENDEL 2012, Vol. 18, pp. 410-415.
- Mendel_2012_a **HRABEC, D.**, POPELA, P., NOVOTNÝ, J., HAUGEN, K.K., OLSTAD, A., 2012. *The Stochastic Network Design Problem with Pricing*. In Proceedings of the 18th International Conference on Soft Computing MENDEL 2012, Vol. 18, pp. 416-421.
- WCECS_2013 ROUPEC, J., POPELA, P., **HRABEC, D.**, NOVOTNÝ, J., OLSTAD, A., HAUGEN, K.K., 2013. *Hybrid algorithm for network design problem with uncertain demands*. In Proceedings of the World Congress on Engineering and Computer Science 2013, WCECS, Vol. 1, pp. 554-559.
- Mendel_2014 **HRABEC, D.**, POPELA, P., ROUPEC, J., JINDRA, P., HAUGEN, K.K., NOVOTNÝ, J. and OLSTAD, A.: *Hybrid algorithm for wait-and-see network design problem*. In Proceedings of the 20th International Conference on Soft Computing MENDEL 2014, pp.97-104. Brno, Czech Republic (2014)
- AISC_2015 **HRABEC, D.**, POPELA, P., ROUPEC, J., MAZAL, J. and STODOLA P.: *Two-stage stochastic programming for transportation network design problem*. In MENDEL 2015: Advances in Soft Computing, Advances in Intelligent Systems and Computing 378, pp.17-25 (2015)
- Mendel_2015 **HRABEC, D.**, POPELA, P., ROUPEC, J., JINDRA, P. and NOVOTNÝ: *Hybrid algorithm for wait-and-see transportation network design problem with linear pricing*. In Proceedings of the 21st International Conference on Soft Computing MENDEL 2015, pp.183-188. Brno, Czech Republic (2015)
- PPSN_2016 **HRABEC, D.**, POPELA, P. and ROUPEC, J.: *WS network design problem with nonlinear pricing solved by hybrid algorithm*. In Parallel Problem Solving from Nature - PPSN XIV, Lecture Notes in Computer Science Vol. 9921, pp.655-664. Edinburgh, Scotland (2016)
- Mendel_2016 **HRABEC, D.**, VIKTORIN, A., ŠOMPLÁK, R., PLUHÁČEK, M. and POPELA, P.: *A heuristic approach to the facility location problem for waste management: A case study*. In Proceedings of the 22nd International Conference on Soft Computing MENDEL 2016, pp.61-66. Brno, Czech Republic (2016)
- RMSc_2016 **HRABEC, D.**, HAUGEN, K.K. and POPELA, P.: *The newsvendor problem with advertising: An overview with extensions*. *Review of Managerial Sciences*, In press, 2016, DOI: 10.1007/s11846-016-0204-1.

References: Others

- Dai** DAI, J., MENG, W., 2015. *A risk-averse newsvendor model under marketing-dependency and price-dependency*. International Journal of Production Economics Vol. 160, pp. 220-229.
- Hill** HILL, A.V., 2011. *The newsvendor problem*. In: Clamshell Beach Press (published online), 24 p.
- Khouja** KHOUJA, M., ROBINS, S.S., 2003. *Linking advertising and quantity decisions in the single-period inventory model*. International Journal of Production Economics Vol. 18, pp. 93-105.
- Wang** WANG, T., 2008. *The newsvendor problem with advertising*. IEEE International Conference on Service Operations and Logistics, and Informatics (IEEE/SOLI), Shanghai, China, pp.886-889.
- Dipačová1** DUPAČOVÁ, J., HURT, J., ŠTĚPÁN, J., 2002. *Stochastic modeling in economics and finance*. Applied Optimization, Vol. 75, 386 p.
- Dupačová2** DUPAČOVÁ, J., SLADKÝ, K., 2001. *Comparison of multistage stochastic programs with recourse and stochastic dynamic programs with discrete time*. Comparison of Multistage Stochastic and Stochastic Dynamic Programs, Vol. 81, pp. 1-15.

Thank you for your attention.